

(C)
 This Model and any design herein is the copyright of the DBFL and must not be reproduced without their written consent. All drawings remain the property of the Consultants.
 Figured dimension only to be taken from this drawing. All dimensions to be checked on site. Consultants to be informed immediately of any discrepancies before work proceeds.

COLUMN SCHEDULE	
REF	DESCRIPTION
C01	300x900 RC COLUMN
C02	430sq RC COLUMN
C03	300 x 1300 RC COLUMN

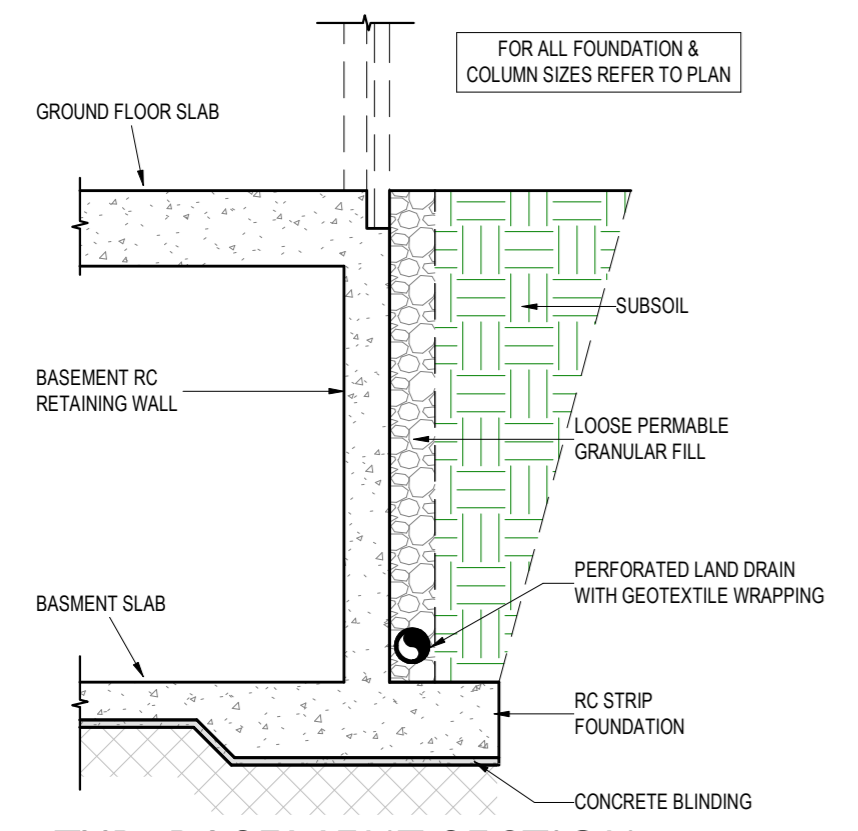
FOUNDATION SCHEDULE	
REF	DESCRIPTION
P01	4500x4500x1000Dp RC PAD
P02	3500x3500x800 RC PAD FOUNDATION

FOUNDATION SCHEDULE	
REF	DESCRIPTION
SF3	4000x1000 Dp RC STRIP FOOTING
SF4	2500x800 Dp RC STRIP FOOTING

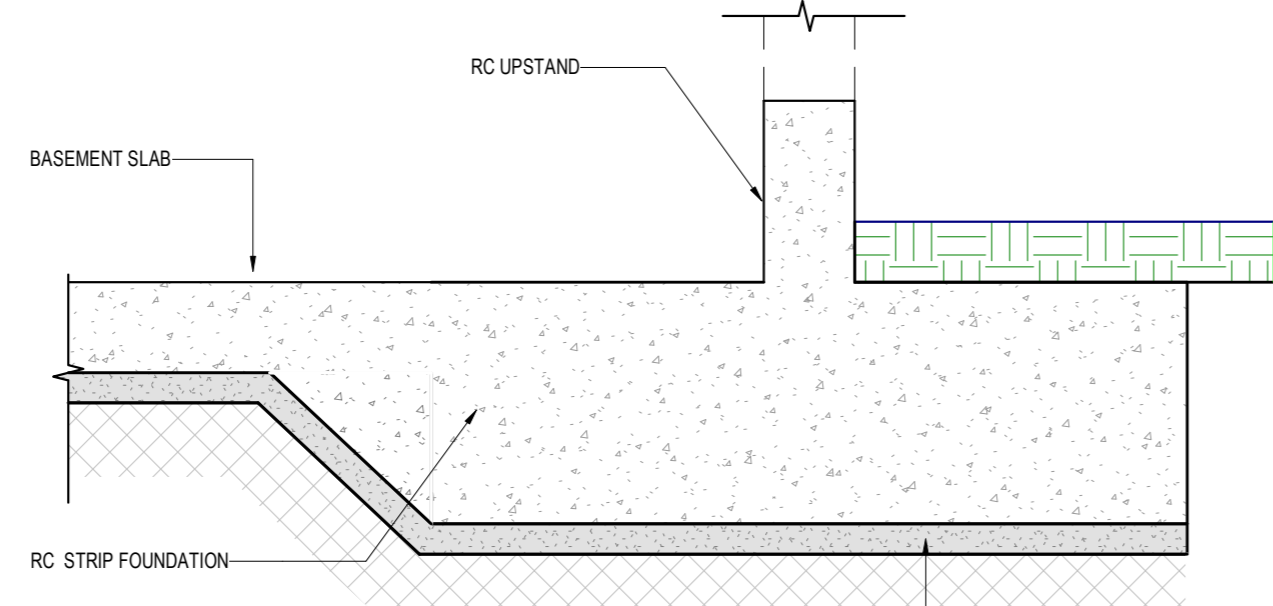
NOTE:
 SIZING/POSITIONING OF STRUCTURAL ELEMENT SHOWN, INCLUDING FOUNDATIONS, ARE PRELIMINARY ONLY AND ARE SUBJECT TO CHANGE BASED ON FURTHER GEOTECHNICAL IN-SITU TESTING AND AT DETAILED DESIGN PHASE



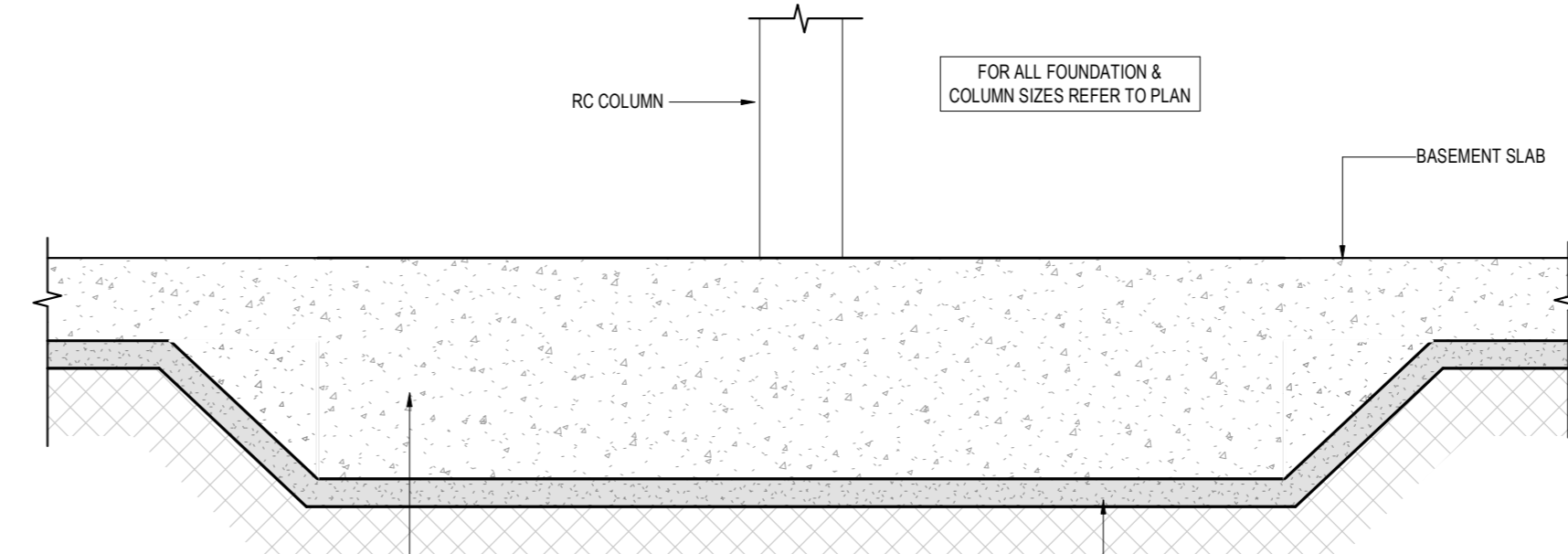
LEVEL B1
 1 : 125



TYP. BASEMENT SECTION
 1 : 50



SECTION 01
 1 : 25



SECTION 02
 1 : 25

REV	date	description	DMS	CD
P01	08-04-22	ISSUED FOR PLANNING		

client approval: A - Approved, B - Approved with comments, C - Do not use

suitability: S1 - SUITABLE FOR CO-ORDINATION, issue purpose: PLANNING

DBFL Consulting Engineers
 Civil, Structural & Transportation Engineering
 www.dbfl.ie
 DUBLIN OFFICE: Ormond House, Upper Ormond Quay, Dublin 7, Ireland. PHONE: +353 1 400 4000
 WATERFORD OFFICE: Unit 2, The Chandlers, 1-10 Connel Street, Waterford, Ireland. PHONE: +353 51 308 500

project ref: DE LA SALLE STRATEGIC HOUSING DEVELOPMENT BALLYFERMOT, DUBLIN 10
 drawing title: BLOCK F - BASEMENT LAYOUT
 client: DWYER NOLAN DEVELOPMENTS

designed by	author	scale	sheet size
JMcL	DMS	AS SHOWN	A1

drawing no: 180189-DBFL-ZF-B1-DR-S-2900 revision: P01