

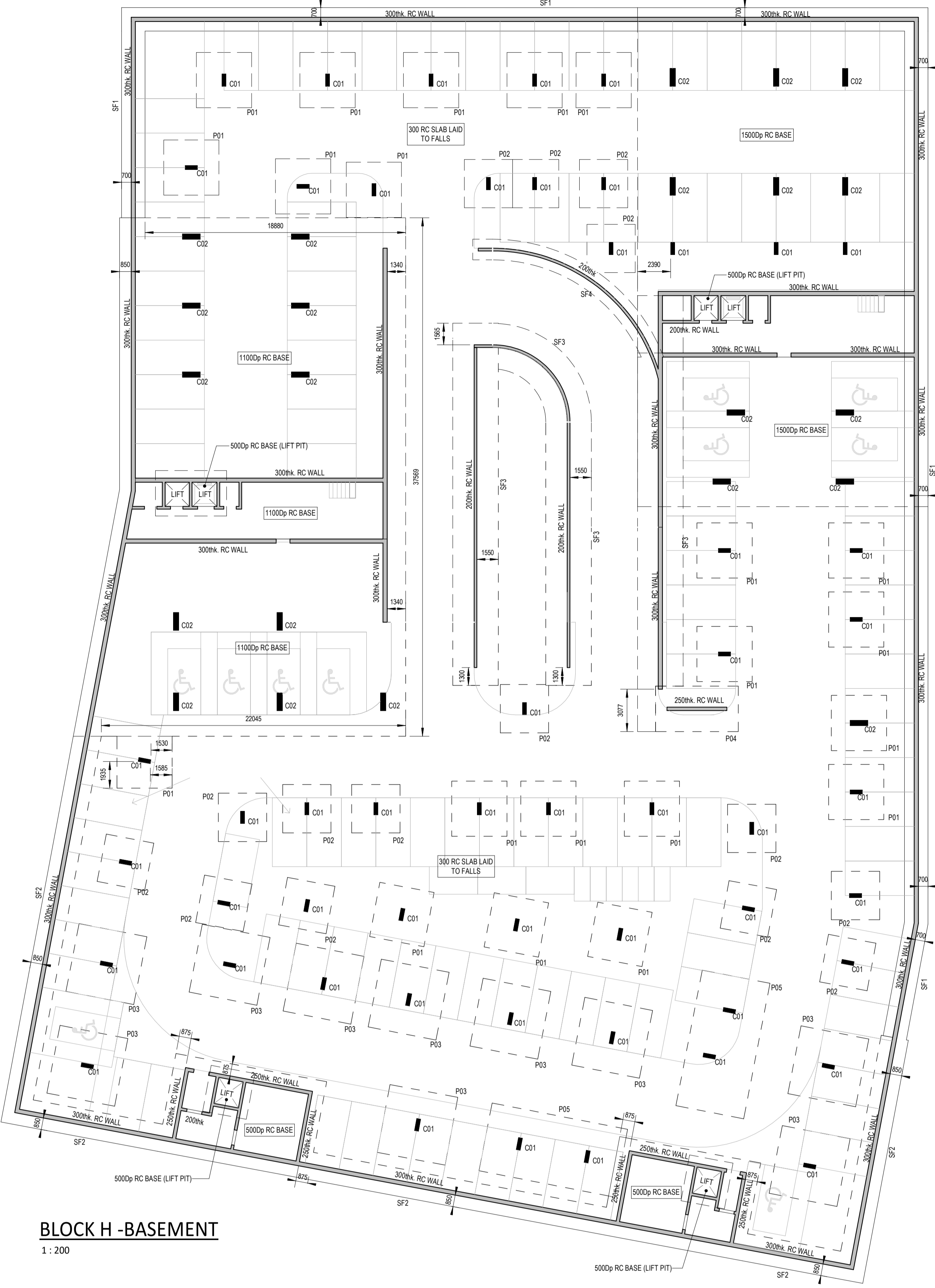
(C)
 This Model and any design herein is the copyright of the DBFL and must not be reproduced without their written consent. All drawings remain the property of the Consultants.
 Figured dimension only to be taken from this drawing. All dimensions to be checked on site. Consultants to be informed immediately of any discrepancies before work proceeds.

FOUNDATION SCHEDULE	
REF	DESCRIPTION
P01	4000x4000x1000dp RC PAD
P02	3500x3500x800dp RC PAD
P03	5000x5000x1200dp RC PAD
P04	6000x3300x1000dp RC PAD

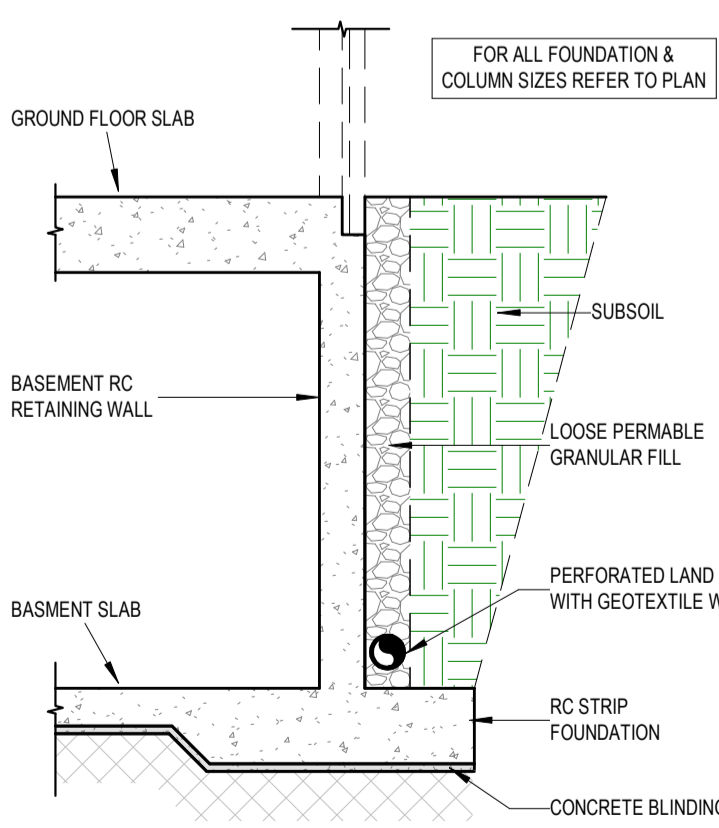
FOUNDATION SCHEDULE	
REF	DESCRIPTION
P05	
SF1	1700x500 Dp RC STRIP FOOTING
SF2	2000x500 Dp RC STRIP FOOTING
SF3	3300x1000 Dp RC STRIP FOOTING
SF4	1500x500 Dp RC STRIP FOOTING

COLUMN SCHEDULE	
REF	DESCRIPTION
C01	300x900 RC COLUMN
C02	400x1300 RC COLUMN

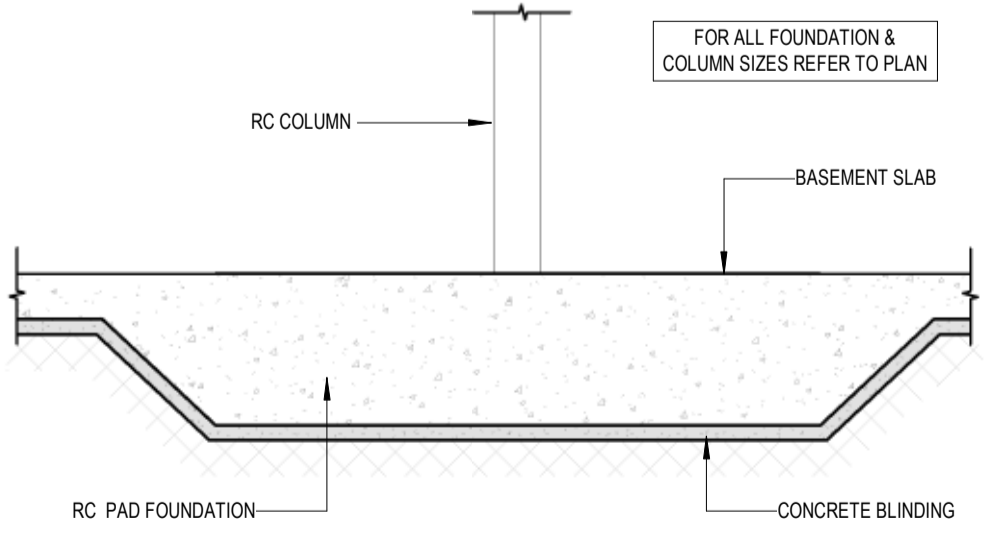
NOTE:
 SIZING/POSITIONING OF STRUCTURAL ELEMENT SHOWN, INCLUDING FOUNDATIONS, ARE PRELIMINARY ONLY AND ARE SUBJECT TO CHANGE BASED ON FURTHER GEOTECHNICAL IN-SITU TESTING AND AT DETAILED DESIGN PHASE



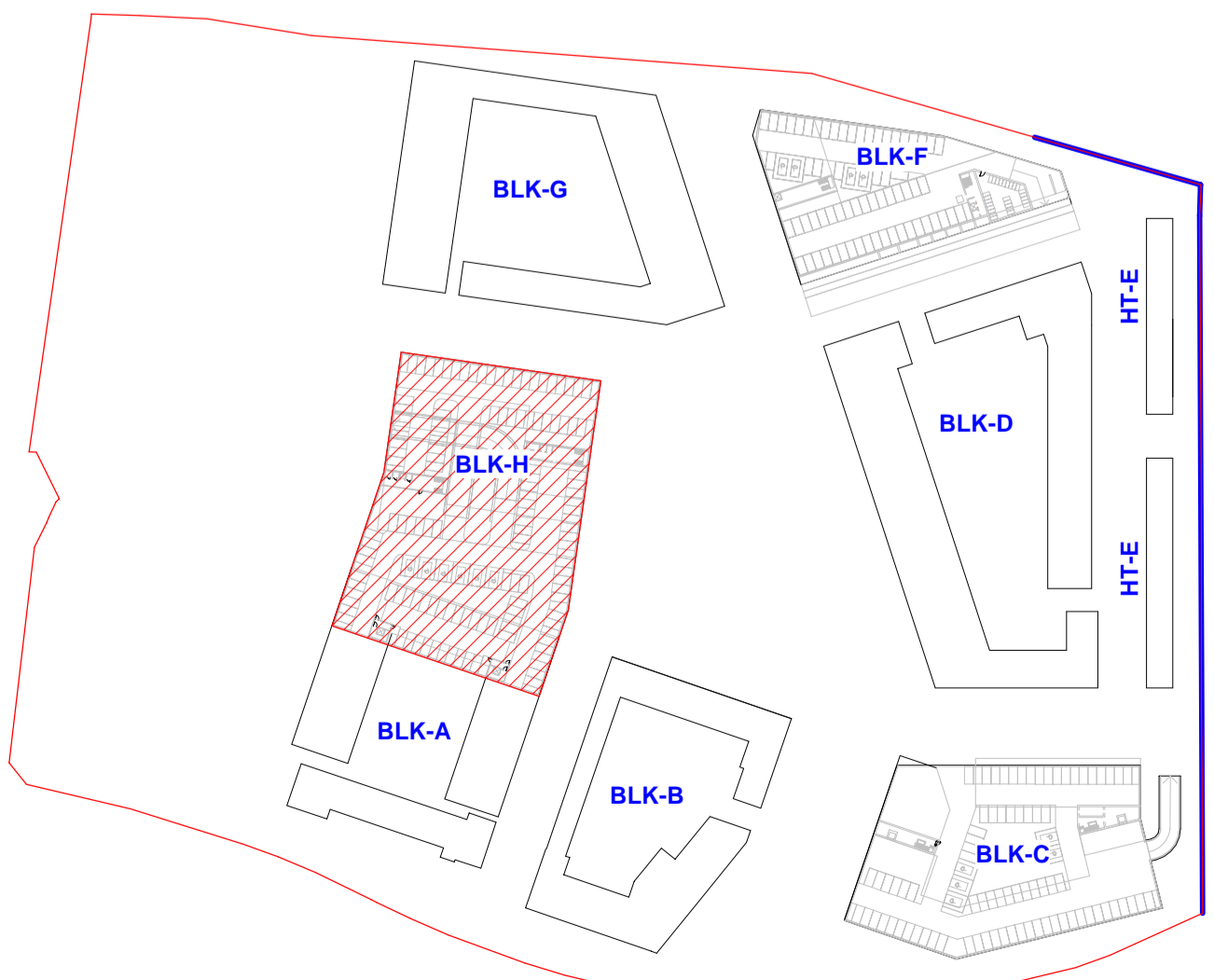
BLOCK H - BASEMENT
 1 : 200



TYP. BASEMENT SECTION
 1 : 50



TYP. PAD FOUNDATION SECTION
 1 : 50



REV	date	description	DMS	CD
P01	08-04-22	ISSUED FOR PLANNING		

client approval
 A - Approved
 B - Approved with comments
 C - Do not use

suitability
 S1 - SUITABLE FOR CO-ORDINATION issue purpose
 PLANNING

DBFL Consulting Engineers
 Civil, Structural & Transportation Engineering
 www.dbfl.ie
 DUBLIN OFFICE: Ormond House, Upper Ormond Quay, Dublin 7, Ireland.
 PHONE: +353 1 400 4000
 WATERFORD OFFICE: Unit 2, The Chandlery, 1-3 Cornhill Street, Waterford, Ireland.
 PHONE: +353 51 308 500

project ref.
 DE LA SALLE STRATEGIC HOUSING DEVELOPMENT BALLYFERMOT, DUBLIN 10

drawing title
 BLOCK H - BASEMENT LAYOUT

client
 DWYER NOLAN DEVELOPMENTS

designed by	author	scale	sheet size
JMcL	DMS	AS SHOWN	A1
drawing no.	180189-DBFL-ZH-B1-DR-S-2900	revision	P01